


Safety isolating transformer

VCM 10/2/15



Picture shows VCM 50/1/6

Advantages

Minimum size at high output

Also with dual output voltage for series or parallel connection

Permanent corrosion protection, high insulation value and maximum electrical reliability thanks to XtraDenseFill resin encapsulation

Self-extinguishing potting material

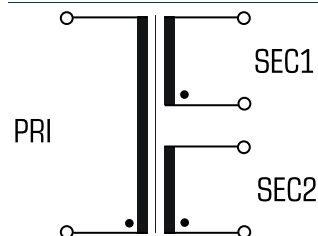
Additional mounting option with tabs on the enclosure

Applications

As a mains transformer for adjustment of the voltage and simple electrical isolation.

As a safety isolating transformer for the safe electrical isolation of the input and output sides. The transformer is suitable for creating SELV and PELV circuits because of the limit on the output voltage.

Sample application



Standards

Safety isolating transformer
to: VDE 0570 Part 2-6, DIN EN 61558-2-6, EN 61558-2-6, IEC 61558-2-6,
UL 5085-1/-2, CSA 22.2 No.66

Approvals



VDE, UL 5085-1/-2, CSA 22.2 No.66

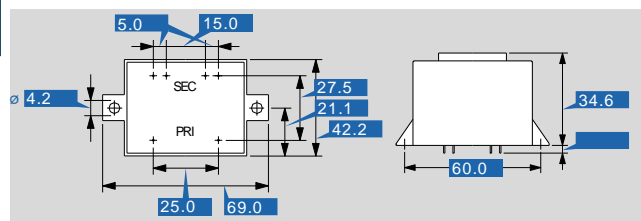


Safety isolating transformer VCM 10/2/15

Electrical data	Type	VCM 10/2/15
	Input	
	Rated input voltage	230 Vac
	Rated frequency	50 - 60 Hz
	Output	
	Rated output voltage	2 x 15 Vac
	Rated Power	10 VA
	No-load voltage (app. x factor)	1.25
	No-load loss (typ.)	1.60 W
	Efficiency	74.0 %
Standards	Classification	Safety isolating transformer
	Approvals	
	Approvals	cURus, VDE
	Environment	
	Ambient temperature max.	40 °C
	Safety and protection	
	Type	Encapsulated
	Insulation class	VDE=B, UL=class 105
	Protection index	IP 00
	Safety class (prepared)	II
Order numbers	Short circuit strength	non-short-circuit proof
	Order Number	VCM 10/2/15

Type	VCM 10/2/15
Terminal and mounting	
Fixing method	Fixing points on the case
Terminals	Pins for PCB
Measures and weights	
Pin (ø)	0.8 mm
Core type	EI 48/16,8
Weight	0.28 kg

30
Mechanical data



Subject to change.