


# Safety isolating transformer

## VCM 10/1/15



Picture shows VCM 50/1/6

## Advantages

Minimum size at high output

Also with dual output voltage for series or parallel connection

Permanent corrosion protection, high insulation value and maximum electrical reliability thanks to XtraDenseFill resin encapsulation

Self-extinguishing potting material

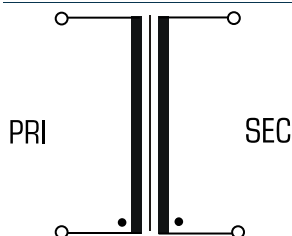
Additional mounting option with tabs on the enclosure

## Applications

As a mains transformer for adjustment of the voltage and simple electrical isolation.

As a safety isolating transformer for the safe electrical isolation of the input and output sides. The transformer is suitable for creating SELV and PELV circuits because of the limit on the output voltage.

## Sample application



## Standards

Safety isolating transformer  
to: VDE 0570 Part 2-6, DIN EN 61558-2-6, EN 61558-2-6, IEC 61558-2-6,  
UL 5085-1/-2, CSA 22.2 No.66

## Approvals



VDE, UL 5085-1/-2, CSA 22.2 No.66

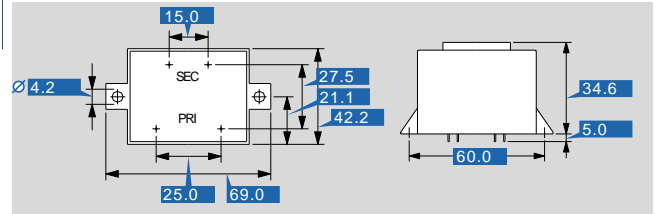


# Safety isolating transformer

## VCM 10/1/15

Type		VCM 10/1/15
Electrical data	Input	
	Rated input voltage	230 Vac
	Rated frequency	50 - 60 Hz
	Output	
	Rated output voltage	15 Vac
	Rated Power	10 VA
	No-load voltage (app. x factor)	1.25
	No-load loss (typ.)	1.60 W
	Efficiency	74.0 %
	Standards	
	Classification	Safety isolating transformer
	Approvals	
	Approvals	cURus, VDE
	Environment	
	Ambient temperature max.	40 °C
Safety and protection		
Type	Encapsulated	
Insulation class	VDE=B, UL=class 105	
Protection index	IP 00	
Safety class (prepared)	II	
Short circuit strength	non-short-circuit proof	
Order numbers		
<b>Order Number</b>	<b>VCM 10/1/15</b>	

Type		VCM 10/1/15
Mechanical data	Terminal and mounting	
	Fixing method	Fixing points on the case
	Terminals	Pins for PCB
	Measures and weights	
	Pin (ø)	0.8 mm
	Core type	EI 48/16,8
	Weight	0.28 kg



Subject to change.