


Safety isolating transformer AVB 2,3/2/6



Picture shows AVB 3,2/2/18

Advantages


- Minimum size at high output
- Inherently short-circuit proof
- Dual input voltage for series or parallel connection
- Also with dual output voltage for series or parallel connection
- Designed for high ambient temperatures
- Permanent corrosion protection, high insulation value and maximum electrical reliability thanks to XtraDenseFill resin encapsulation
- Self-extinguishing potting and hood material

Applications

As a mains transformer for adjustment of the voltage and simple electrical isolation.

As a safety transformer for the safe electrical isolation of the input and output sides. The transformer is suitable for creating SELV and PELV circuits because of the limit on the output voltage.

Sample application



Standards

Safety isolating transformer
to: VDE 0570 Part 2-6, DIN EN 61558-2-6, EN 61558-2-6, IEC 61558-2-6,
UL 5085-1/-2, CSA 22.2 No.66

Approvals



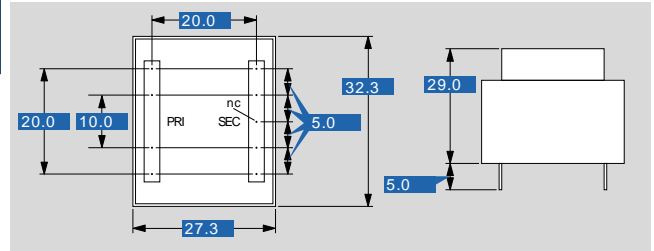
UL 5085-1/-2, CSA 22.2 No.66



Safety isolating transformer AVB 2,3/2/6

| Type | | AVB 2,3/2/6 |
|-------------------------|---------------------------------|------------------------------|
| Electrical data | Input | |
| | Rated input voltage | 2 x 115 Vac |
| | Rated frequency | 50 - 60 Hz |
| | Output | |
| | Rated output voltage | 2 x 6 Vac |
| | Rated Power | 2.3 VA |
| | No-load voltage (app. x factor) | 1.43 |
| | No-load loss (typ.) | 0.90 W |
| | Efficiency | 59.0 % |
| | Standards | |
| | Classification | Safety isolating transformer |
| | Approvals | |
| | Approvals | cURus |
| | Environment | |
| | Ambient temperature max. | 70 °C |
| Safety and protection | | |
| Type | Encapsulated | |
| Insulation class | VDE=B, UL=class 105 | |
| Protection index | IP 00 | |
| Safety class (prepared) | II | |
| Short circuit strength | inherently short-circuit proof | |
| Order numbers | | |
| Order Number | AVB 2,3/2/6 | |

| Type | | AVB 2,3/2/6 |
|-----------------|-----------------------|---------------------------------|
| Mechanical data | Terminal and mounting | |
| | Terminals | Pins for printed circuit boards |
| | Pin (ø) | 0.8 |
| | Measures and weights | |
| | Core type | EI 30/18 |
| | Weight | 0.10 kg |



Subject to change.